



EVOX

Contributing To Healthy Life



PRODUCT RANGE:-

- Oxygen Concentrator Series
- CPAP/ BIPAP Series
- Electric/Power Wheelchair Series



EVOX

OC SERIES

Contributing To Healthy Life

MULTI-FUNCTIONAL OXYGEN CONCENTRATOR

Focus On Medicalcare O2 Solutions!

All For Stability



Touch operate

5

5 Liter

93%

Oxygen Purity Display



Timer



Accumulated Hours



LED Display

Purity For Surety



Recommendation

- The new EVOX-5S Version is a SmartTouch multifunctional oxygen concentrator
- It has been specially developed to provide a dependable, convenient source of supplemental oxygen for therapeutic needs.
- Includes Nebulizer function, Individual nebulizer outlet
- Large LED Display
- Oxygen Purity Display

Suitable for children and adults, EVOX-5 offers concentration up to 96% and flow rates reaching 5LPM.

Technical specifications

System Map	Function	EVOX-5S	EVOX-5
Oxygen Generating System	Oxygen Flow	0.5~5L/min	0.5~5L/min
	Oxygen Concentration	93%+3%	93%+3%
	Oxygen Output Pressure	0.04-0.07Mpa	0.04-0.07Mpa
	Oxygen Number Display	YES	NO

Nebulize System	Nebulize Mode	YES	-
	Individual Nebulizer Outlet	YES	-
	Display Method	On LED screen	-
	Operating Way	By touch panel button	-
	Accessories	Nebulize nozzle and mask	-
	Nebulizing particle Size	3.6um±25%	-

Screen Display System	Display Material	All by LED lights
	What Can Be Displayed ?	"Oxygen" light on
		"Nebulize" light on
		"Oxygen Percentage" light on
		"Each Running Time" light on
		"Accumulated Time" light on
		"Timer Setting Number"

Operating System	Operating Panel	Smart Touch
	OXYGEN	Start to produce Oxygen
	NEBULIZE	Start to run Nebulizer
	TIMER"+ "and " - "	Setting from 0 to 3 hours (15mins increase or decrease)

Safety System	Low Oxygen Alarm	Yes
	Oxygen Pressure Protection Alarm	Yes
	Pressure Faulty Alarm	Yes
	Power off Alarm	Yes
	Compressor Faulty Alarm	Yes
	Overheated Protection	Yes

Electrical System	Power Consumption	350 W
	Auto Power off by timer	YES
	Screen Sleep Mode	YES
	Noise Level	<46dB(A)

Packing	Machine Body Size	380x270x580mm
	Package Size	460x350x680mm
	Net Weight	15.6kg
	Gross Weight	19kg
	Body Material	ABS, Glaze

Optional Functions	Remote Control	Optional
	Voice Guide System	Optional



Contributing To Healthy Life

5L OXYGEN CONCENTRATOR WITH BATTERY BACKUP

World's First
Inverter Technology

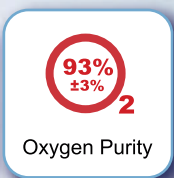
Purity For Surety



Lithium Battery
DC 24V



LED Display



Oxygen Purity



Timer



Accumulated
hours



◆ Special Features provided by EVOX-5SB With Inverter Technology

- ◆ The world's first battery operated 5LPM@93% Oxygen Concentrator In continuous mode
- ◆ The world's NO. 1 Oxygen Output Purity Fluctuation rate controlled within 0.1%.
- ◆ Automatic heavy humidity remove molecular sieve
- ◆ Independent Oxygen outlet & nebulizer outlet system
- ◆ Provides cordless operations



SINGLE & DOUBLE FLOW OXYGEN CONCENTRATOR

Focus On Medicalcare O2 Solutions!

All For Stability



SINGLE FLOW

FEATURES

- 1 The best touch operate multi-functional units
- 2 All can be with 93%±3% oxygen purity output
- 3 Oxygen Purity Display by Numbers (Accuracy 00.0%)
- 4 Timer
- 5 Large 6 LED Display all functional data
- 6 Accumulated total running hours



◆ Special Features only provided by EVOX Technology

The world's NO. 1 Oxygen Output Purity Fluctuation rate controlled within 0.1%.

Automatic heavy humidity remove molecular sieve

Durable use for environment areas at high temperature (45℃ , high altitude (4500m).

◆ Technical Specifications

System Map	Functions	Battery Operated
Oxygen Driving System	Oxygen Flow	0.5~5L/min
	Oxygen Concentration	93% +3%
	Oxygen Output Pressure	0.04-0.07Mpa
	Oxygen Number Display	YES
Electrical System	Rechargeable Battery Position	At back, separatable, replaceable
	Power Consumption	DC24V, 350 W
	Adapter Power	AC 220V Input, DC 24V Output
	Lithium Batteries (If new)	1 set, DC 24V Full charge time about 0.5 hour Support use time 1 hours
	Noise Level	<43dB(A)
Screen Display System	Display Material	All by LED lights
	What Can Be Displayed ?	"Oxygen" light on
		"Nebulize" light on(If any)
		"Purity Percentage" light on
		"Each Running Time" light on
		"Accumulated Time" light on
		"Timer Setting Minutes"
Operating System	Operating Panel	E- Touch
	OXYGEN	Start to produce Oxygen
	NEBULIZE	Start to run Nebulizer(If any)
	TIMER "+" and "-"	Setting from 0 to 3 hours (15mins increase or decrease)
6 Safety System	Low Oxygen Alarm	Yes
	Oxygen Pressure Protection Alarm	Yes
	Pressure Faulty Alarm	Yes
	Power off Alarm	Yes
	Compressor Faulty Alarm	Yes
	Overheated Protection	Yes

◆ Technical specifications

System Map	Functions	Specifications
Oxygen Driving System	Oxygen Flow	10L/15L/20L/30L/40L/60L/100L/ Per Minute
	Oxygen Concentration	93%+3%
	Oxygen Output Pressure	0.04-0.07Mpa
	Oxygen number Display	Yes
Screen Display System	Display Material	All by LED lights
	What Can Be Displayed ?	"Oxygen" light on
		"Nebulize" light on (If any)
		"Purity Percentage" light on
		"Each Running Time" light on
		"Accumulated Time" light on
		"Timer Setting Minutes"
Operating System	Operating Panel	E-Touch
	OXYGEN	Start to produce oxygen
	NEBULIZE	Start to run Nebulizer (If Any)
	TIMER"+ and " "	Setting from 0 to hours (15 Mins increase or Decrease)
6 Safety System	Low Oxygen Alarm	Yes
	Oxygen Pressure Protection Alarm	Yes
	Pressure Faulty Alarm	Yes
	Power off Alarm	Yes
	Compressor Faulty Alarm	Yes
	Overheated Protection	Yes
Packaging Details	Machine Body Size	5L: 540x540x660mm 8L: 680x560x860mm, 10L: 680x560x860mm 15L: 680x680x860mm, 20L: 680x680x860mm 40L: 680x680x1200mm
	Import Carton Size	5L: 580x580x720mm 8L: 720x620x960mm, 10L: 720x620x960mm 15L: 720x720x960mm, 20L: 720x720x960mm 40L: 720x720x1400mm
	Net Weight per Unit	5L: 32kgs 8L: 48kgs 10L: 58kgs 15L: 95kgs 20L: 106kgs 40L: 192kgs
	Import Gross Weight per Carton	5L: 46kgs 8L: 64kgs 10L: 76kgs 15L: 116kgs 20L: 132kgs 40L: 225kgs

HIGH PRESSURE OXYGEN CONCENTRATOR

5L/8L/10L/15L/20L/40L/100L~ Any Options



FEATURES

- 1 Oxygen Pressure is adjustable from 0.14 Mpa to 0.6 (1.4bar to 6bar)
 - 2 All can be with 93%±3% oxygen purity output
 - 3 Oxygen Purity Display by Numbers (Accuracy 00.0%)
 - 4 Large 6' LED Light Display all functional data
 - 5 Accumulated total running hours
 - 6 With wheels, easy movable
- ◆ Special Features only provided by EVOX Technology

The world's NO. 1 Oxygen Output Purity Fluctuation rate controlled within 0.1%.

Automatic heavy humidity remove molecular sieve

Durable use for environment areas at high temperature (45℃ , high altitude (4500m).

For Sleep Apnea Hypopnea
Syndrome(SAHS)

TWINPAP

COMBINATION OF AUTOCAP & AUTOBIPAP



BIPAP NIV MASK **FEATURES:**



- ◆ Adjustable Mask With Height & Depth Support
- ◆ Optimal Convenient For Cpap/Bipap Therapy
- ◆ Special Non-sticky Velcro Soft Belt
- ◆ Adaptive Head Gear Locks
- ◆ Removable Silicon Cushion For Easy To Maintain & Clean
- ◆ Leak Proof & Comfortable
- ◆ Superior Quality & Skin Friendly

System Map		Specifications
Screen Display System	Display Material	All by LED lights
	What Can Be Displayed ?	"Oxygen" light on
		"Purity Percentage" light on
		"Each Running Time" light on
		"Accumulated Time" light on
Operating System	On/Off	Start to produce Oxygen
	Pressure Valve	Adjust oxygen output pressure
	Pressure Gauge	Show current oxygen output pressure (Mpa)
	Flow Meter	Adjust oxygen flow (L/minute)
6 Safety System	Low Oxygen Alarm	Yes
	Oxygen Pressure Protection Alarm	Yes
	Pressure Faulty Alarm	Yes
	Power off Alarm	Yes
	Compressor Faulty Alarm	Yes
	Overheated Protection	Yes
		5L: 540x540x660mm 8L: 680x560x860mm,
Packaging Details	Machine Body Size	10L: 680x560x860mm 15L: 680x680x860mm, 20L: 680x680x860mm 40L: 680x680x1200mm
	Import Carton Size	5L: 580x580x720mm 8L: 720x620x960mm, 10L: 720x620x960mm 15L: 720x720x960mm, 20L: 720x720x960mm 40L: 720x720x1400mm
	Net Weight per Unit	5L: 32kgs 8L: 48kgs 10L: 58kgs 15L: 95kgs 20L: 106kgs 40L: 192kgs
	Import Gross Weight per Carton	5L: 46kgs 8L: 64kgs 10L: 76kgs 15L: 116kgs 20L: 132kgs 40L: 225kgs



Technical Data



CPAP

TWINPAP

C-09

B-19

Mode

M

CPAP

CPAP

O

Auto CPAP

Auto CPAP

D

S

E

T

S

S/T

Auto BIPAP

Parameters

Pressure Range

4-20 cmH₂O

4-25cmH₂O

Belex

2-4cmH₂O

2-4cmH₂O

Ramp

0-60 min

0-60 min

Esens (1-6 levels)

✓

Isens (1-6levels)

✓

Auto-leak Compensation

✓

✓

Auto-altitude Adjustment

✓

✓

Auto-On/Off

✓

✓

Pressure Titration

✓

✓

Noise Level (10cmH₂O)

<30dBA

<35dBA

Heating Humidifier

Adjustable Humidify

✓

✓

Replaceable Water Chamber

✓

✓

Data Download

Data Details

✓

✓

Data Summary

✓

✓

Download to PC

✓

✓



EVOX

Contributing To Healthy Life

WHEEL CHAIR SERIES

EVOX WC-107

POWER WHEELCHAIR

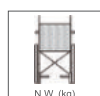


Features:

- Easy Folding without removing any accessory
- Very Light in weight
- Removable Battery box for easy recharging
- Controller can be fixed on both sides
- Attendant Controller (Optional)

Parameters ● Driving range : 15-20km

- Motor: DC 250W*2Pcs
- Battery: 24V20Ah (Lithium Battery)
- Parking Brake: Electromagnetic brake
- Frame Material: Aluminium alloy
- Frame Color: ○ Silver
- Cushion: ● Black
- Max Speed: 6km/h



26/27



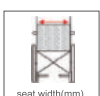
980



600



950



445



460



460



460



N/A



8



12



100





Features: Foldable Dual Operation :Manual & Electric Mode
Removable Battery box for easy recharging
Flip-up armrest, adjustable and detachable footrest
Controller can be fixed on both sides
Handle Height Adjustment (Optional)
Seat Width 18/20 (Optional)
Attendant Controller (optional)



Parameters

- **Driving range :** 15-20km
- **Motor:** DC 250W*2Pcs
- **Battery:** 24V20Ah (Double Battery)
- **Parking Brake:** Manual brake
- **Frame Material:** Steel with liquid painting
- **Frame Color:** ○ Silver
- **Cushion:** ● Black & red,
- **Max Speed:** 6km/h



N.W. (kg)	overall length(mm)	overall width(mm)	overall height(mm)	seat width(mm)	seat depth(mm)	backrest height(mm)	seat height (mm)	folded width(mm)	front wheel(inch)	rear wheel(inch)	loading capacity(kg)
40/46	1090	685	930	450	435	395	500	420	8	22	100



Features: Foldable with electric Mode
Removable Battery box for easy recharging
Flip-up armrest, adjustable & detachable footrest
Controller can be fixed on both sides
Attendant Controller (Optional)
With Electromagnetic & manual breaks



Parameters

- **Driving range :** 15-20km
- **Motor:** DC 250W*2Pcs spur gear motor
- **Battery:** 24V20Ah (Double Battery)
- **Parking Brake:** Manual brake
- **Frame Material:** Steel with liquid painting
- **Frame Color:** ○ Silver
- **Cushion:** ● Black
- **Max Speed:** 6km/h



N.W. (kg)	overall length(mm)	overall width(mm)	overall height(mm)	seat width(mm)	seat depth(mm)	backrest height(mm)	seat height (mm)	folded width(mm)	front wheel(inch)	rear wheel(inch)	loading capacity(kg)
45/51	1140	630	980	450	430	395	500	370	10	16	100



Features: Light weight for easy carrying
 Foldable Dual Operation: Manual & Electric mode
 Removable Battery box for easy recharging
 Flip-up armrest, adjustable and detachable footrest
 Controller can be fixed on both sides
 Attendant Controller (Optional)

Parameters

- **Driving range :** 15-20km
- **Motor:** DC 250W*2Pcs
- **Battery:** 24V20Ah (Lithium Battery)
- **Parking Brake:** Manual brake
- **Frame Material:** aluminium alloy
- **Frame Color:** ● Blue
- **Cushion:** ● Blue mess,
- **Max Speed:** 6km/h



N.W. (kg)	overall length(mm)	overall width(mm)	overall height(mm)	seat width(mm)	seat depth(mm)	backrest height(mm)	seat height (mm)	folded width(mm)	front wheel(inch)	rear wheel(inch)	loading capacity(kg)
35/36	1030	685	955	450	435	395	500	415	8	22	100

Features:

Reclining Electric Wheelchair
 Reclining backrest and footrest position can be achieved with remote control
 High performance Taiwan Imported Motor with inbuilt Electromagnetic breaks
 Removable Battery box for easy recharging
 Flip-up armrest, adjustable and detachable footrest
 Controller can be fixed on both sides
 Attendant Controller (Optional)

Parameters

- **Driving range :** 15-20km
- **Motor:** DC 250W*2Pcs (Taiwan)
- **Battery:** 24V20Ah (Double Battery)
- **Parking Brake:** Manual brake & electromagnetic brake
- **Frame Material:** Steel with liquid painting
- **Frame Color:** ○ Silver
- **Cushion:** ● Black
- **Max Speed:** 6km/h



EVOX WC-104



N.W. (kg)	overall length(mm)	overall width(mm)	overall height(mm)	seat width(mm)	seat depth(mm)	backrest height(mm)	seat height (mm)	folded width(mm)	front wheel(inch)	rear wheel(inch)	loading capacity(kg)
50/57	1215	620	940	450	435	395	500	370	8	12	120



Features:

- Foldable with electric Mode
- Removable Battery box for easy recharging
- Flip-up armrest, adjustable and detachable footrest
- Controller can be fixed on both sides
- Electromagnetic Break (Optional)
- Attendant Controller (Optional)

Parameters

- **Driving range** : 15-20km
- **Motor**: DC 250W*2Pcs
- **Battery**: 24V20Ah (Double Battery)
- **Parking**: Brake: manual & electromagnetic brake
- **Frame**: material: steel with liquid painting
- **Frame Color**: ○ silver
- **Cushion**: ● Black & red,
- **Max Speed**: 6km/h

N.W. (kg)	overall length(mm)	overall width(mm)	overall height(mm)	seat width(mm)	seat depth(mm)	backrest height(mm)	seat height (mm)	folded width(mm)	front wheel(inch)	rear wheel(inch)	loading capacity(kg)
41/46 42/47(E)	1140	640	935	450	435	395	500	370 470(E)	8	12	100

Attendant Controller



Features: Attendant controller is a dual control device designed for attendant/caregivers to help the user while walking behind the power wheelchair.

The attendant controller specially designed for exclusively for the PWC use only.

The attendant controller is attached close to hand grips

The attendant controller can be connected with joystick Knob of every EVOX-WC models

Provide the best possible care for attendant/caregivers while achieving normal driving speed.

Very easy to handle & operate



EVOX

Contributing To Healthy Life



EVOX

Plot No. EL-635, Phase-9 Industrial Area
Sector-66A, SAS Nagar (Mohali)
Punjab-160062

Mob: 7526961010, 9780392147

 evox@esspeeenterprises.com

 www.esspeeenterprises.com